

# リースの作り方



A

B



【材料】

両面(赤緑) 7.5cm  
5枚 × 2 = 10枚

1/2 折る





①





②

斜めに  
折り上げる



③

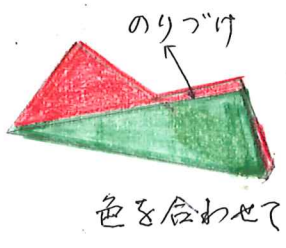
うしろ側む



パーツ出来上り

【組み方】

◎ AをBではさむように



みどり

みどり

